



SCT-UC5-2H

Ultra 5K 40Gbps USB-C Docking Station
w/100W Charging



User Manual

All Rights Reserved

Version: SCT-UC5-2H_2024V1.0

Preface

Read this user manual carefully before using the product. Pictures shown in this manual are for reference only. Different models and specifications are subject to real product.

This manual is only for operation instruction, please contact the local distributor for maintenance assistance. The functions described in this version were updated by November 29, 2024. In the constant effort to improve the product, we reserve the right to make functions or parameters changes without notice or obligation. Please refer to the dealers for the latest details.

FCC Statement

This equipment generates, uses and can radiate radio frequency energy and, if not installed and used in accordance with the instructions, may cause harmful interference to radio communications. It has been tested and found to comply with the limits for a Class B digital device, pursuant to part 15 of the FCC Rules. These limits are designed to provide reasonable protection against harmful interference in a commercial installation.

Operation of this equipment in a residential area is likely to cause interference, in which case the user at their own expense will be required to take whatever measures may be necessary to correct the interference.

Any changes or modifications not expressly approved by the manufacture would void the user's authority to operate the equipment.



SAFETY PRECAUTIONS

To ensure the best from the product, please read all instructions carefully before using the device. Save this manual for further reference.

- Unpack the equipment carefully and save the original box and packing material for possible future shipment.
- Follow basic safety precautions to reduce the risk of fire, electrical shock and injury to persons.
- Do not dismantle the housing or modify the module. It may result in electrical shock or burn.
- Using supplies or parts not meeting the products' specifications may cause damage, deterioration or malfunction.
- Refer all servicing to qualified service personnel.
- To prevent fire or shock hazard, do not expose the unit to rain, moisture or install this product near water.
- Do not put any heavy items on the extension cable in case of extrusion.
- Do not remove the housing of the device as opening or removing housing may expose you to dangerous voltage or other hazards.
- Install the device in a place with fine ventilation to avoid damage caused by overheat.
- Keep the module away from liquids.
- Spillage into the housing may result in fire, electrical shock, or equipment damage. If an object or liquid falls or spills on to the housing, unplug the module immediately.
- Do not twist or pull by force ends of the cable. It can cause malfunction.
- Do not use liquid or aerosol cleaners to clean this unit. Always unplug the power to the device before cleaning.
- Unplug the power cord when left unused for a long period of time
- Information on disposal for scrapped devices: do not burn or mix with general household waste, please treat them as normal electrical wastes.

1. Product Introduction

The SCT-UC5-2H is a USB4 40G switcher Docking Station w/100W Charging and supports single 5K@60Hz (5120x2880) UHD or dual 4K@60Hz display outputs. The upstream USB-C port provides PD 3.0 100W to the host computer, while the downstream USB-C port provides 15W power for peripherals. It also supports USB power control and device extension (4 ports) by providing three USB 3.2 Gen 2 Type-A ports for KVM devices with DC5V3A power shared.

1.1 Features

- Supports single 5K@60Hz (5120x2880) UHD or dual 4K@60Hz display outputs;
- 4 ports hub with 3x USB-A & 1x USB-C devices;
- PD 3.0 100W charging (For USB-C input);
- 1 Gigabit Ethernet for network passthrough;
- Supports USB power control – follow host or always on;
- Plug-And-Play no driver needs to be installed.

1.2 Packing List

- 1 x SCT-UC5-2H
- 1 x Mounting kit
- 4 x Rubber feet
- 1 x DC24V6.5A power adapter
- 1 x Manual

Note: Please contact your distributor immediately if any damage or defect in the components is found.

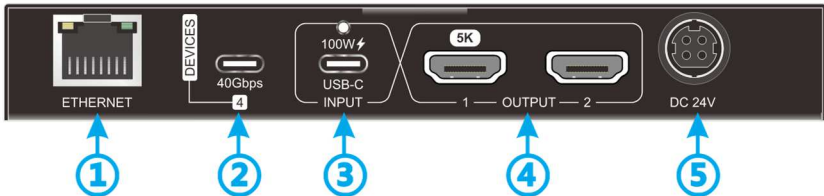
2. Specification

Video Input	
Input	(1) DP Alt Mode or Thunderbolt 3/4
Input Connector	(1) USB-C
Input Resolution	Up to 8K@30
Video Output	
Output	(2) HDMI
Output Connector	(2) HDMI 2.0 Female
Output Resolution	8K@30/5K@60Hz (5120x2880) UHD in output 1 Or dual 4K@60Hz display outputs
HDMI Standard	HDMI 2.1
HDCP Version	HDCP1.4/2.2/2.3 compatible
Audio	
Audio Format	PCM 2.0 audio, Dolby Atmos®, Dolby® TrueHD, Dolby Digital® Plus.
General	
USB Data Rates	10Gbps for USB-C and USB-A devices
Devices Power	DC5V3A shared for 3 x USB-A devices 15W for 1 x USB-C device
PD Standard	PD3.0 100W charging for USB-C host
Power Supply	DC24V6.5A adapter
Power Consumption	134W(Max)
Operation Temperature	-10°C ~ +55°C
Storage Temperature	-25°C ~ +70°C
Storage Humidity	10% - 90%
Dimensions (W*H*D)	155mm x 22mm x 100.5mm
Net Weight	415g

3. Panel Description



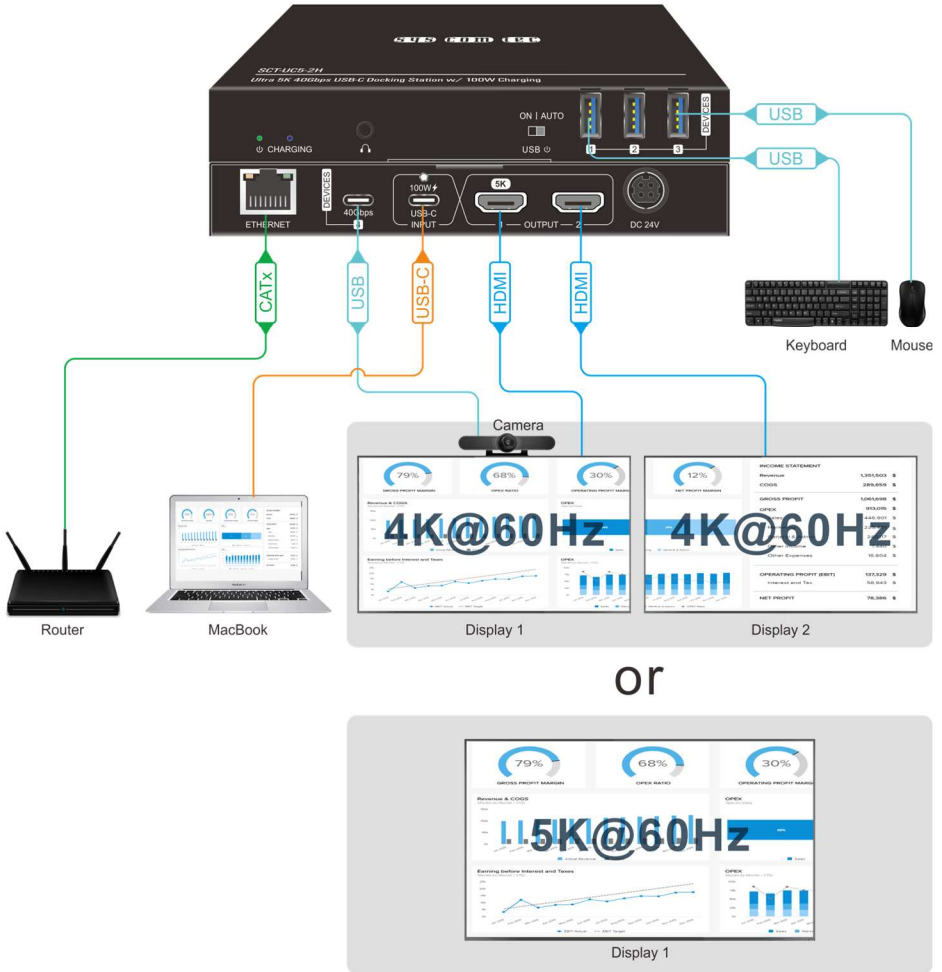
No.	Name	Description
①	Power LED	Illuminates green when power is applied.
②	Charging LED	Illuminates blue when USB-C input is charging.
③	Audio Output	1x 3.5mm for analog audio output.
④	Toggle Switch	1x Toggle switch for 3x USB-A Devices power management. ON: USB-A devices power always on; AUTO: USB-A devices power follow host.
⑤	Devices	3x USB-A for KVM devices connection, up to 10Gbps data rate; Shared DC5V3A power total;



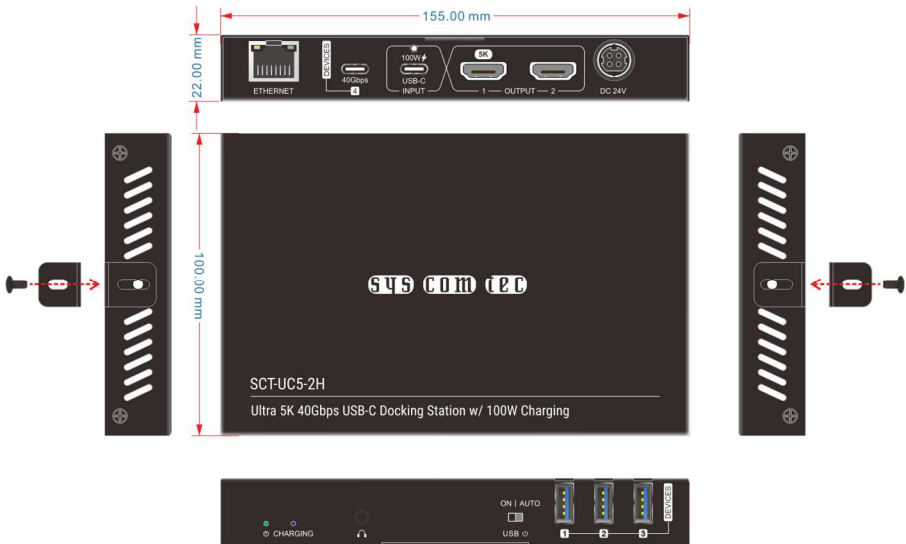
No.	Name	Description
①	ETHERNET	1x RJ45 port for network passthrough to USB-C IN Up to 1G network.
②	40Gbps	1x USB-C for device connection. USB 4.0 standard, provide 15W power for device equipment.
③	USB-C IN	1x USB-C 4.0 downstream port for host connection like laptop. Supports PD 100W charging for laptop.
④	Output	2x HDMI Outputs, supports MST/SST extension, Output resolution up to single 5K/8K in output1 and dual 4K in output1 and output2.
⑤	DC24V	1x Power connector for DC24V6.5A adapter connection.

4. System Connection

The following diagram illustrates typical input and output connections that can be utilized with the unit:



5. Panel Drawing



Kontakt:

syscomtec Distribution AG

Keltenring 11

DE 82041 Oberhaching

Telefon: +49 (0) 89 666 109 330

Telefax: +49 (0) 89 666 109 339

E-Mail: post@syscomtec.com

Homepage: www.syscomtec.com